




Activities for 4-5s

Number 9 14/07/2020

Activity 1: Make you own Friendship Paper Chain

- Begin the activities by chatting to your child about what a good friend is. Can they identify the qualities of a good friend? They might think a good friend:
 - is kind
 - is not mean
 - is someone they can have fun with
 - shares their toys with them
- Let your child know that these are behaviours and qualities they should show their friends and what they should expect from their friends back. If your child chats or plays with friends online, let them know that they should only do this with friends they know offline, and should always treat their friends the same whether online or offline (in the playground for instance). As difficult as it can sometimes be, young children should always be supervised when watching videos and playing online.
- Support your child to make a Friendship Paper Chain (instructions below).
- We'd love to see your Friendship paper chain! If you like, find us on Facebook (**Click CEOP**) and share a photo of your child's creation. **Paper-chain only please. To keep them safe, do not share your child's name or any pictures of your child.**



Activity 2: Help Jessie find her dad!

- In the Jessie & Friends animation, when Jessie is worried, scared or sad she talks to her dad. If your child would like, they can watch Jessie & Friends: Episode One here: www.thinkuknow.co.uk/parents/jessie-and-friends-videos/
- Remind your child that if they see or hear anything that makes them feel worried, scared or sad they should tell you or another grown-up they trust.
- Complete the 'Maze' activity below. Print the maze and support your child to follow the lines and help Jessie find her dad. Your child could also do this on screen with their finger.

About Thinkuknow

Thinkuknow is the online safety education programme from the National Crime Agency. Once a fortnight, on Tuesdays, we will produce an activity sheet to help you support your child while schools are partially closed. You'll find lots of support and advice for parents and carers on keeping your child safe online at www.thinkuknow.co.uk/parents/.



Activities for 4-5s


Friendship Paper Chain

Number 9 14/07/2020

You will need:



A grown-up to help you



A3 or A4 card/paper



Scissors




Crayons


Lay the paper or card out in a landscape position and cut it in half lengthways to create two long strips (you can either make two separate chains this way or glue the chains together to make one long chain). Fold the strip in half, half again and one more time, folding always from the same side. Make the folds as crisp as possible.



Next, draw half a person, with the middle of the person being on the folded edge. Make sure the hands go all the way to the edge. Now you can begin to cut the shape out.




Gently unfold your paper chain to reveal four friends! You can now colour and decorate them using crayons, felt tip pens or whatever you have around the house. Why not also write the names of your friends!



Activities for 4-5's

Number 9, 14/07/2020

Help Jessie find her dad



Hi, Jessie here! I saw something on my iPad that made me feel scared.

Can you follow the lines and help me find my dad so I can tell him?

